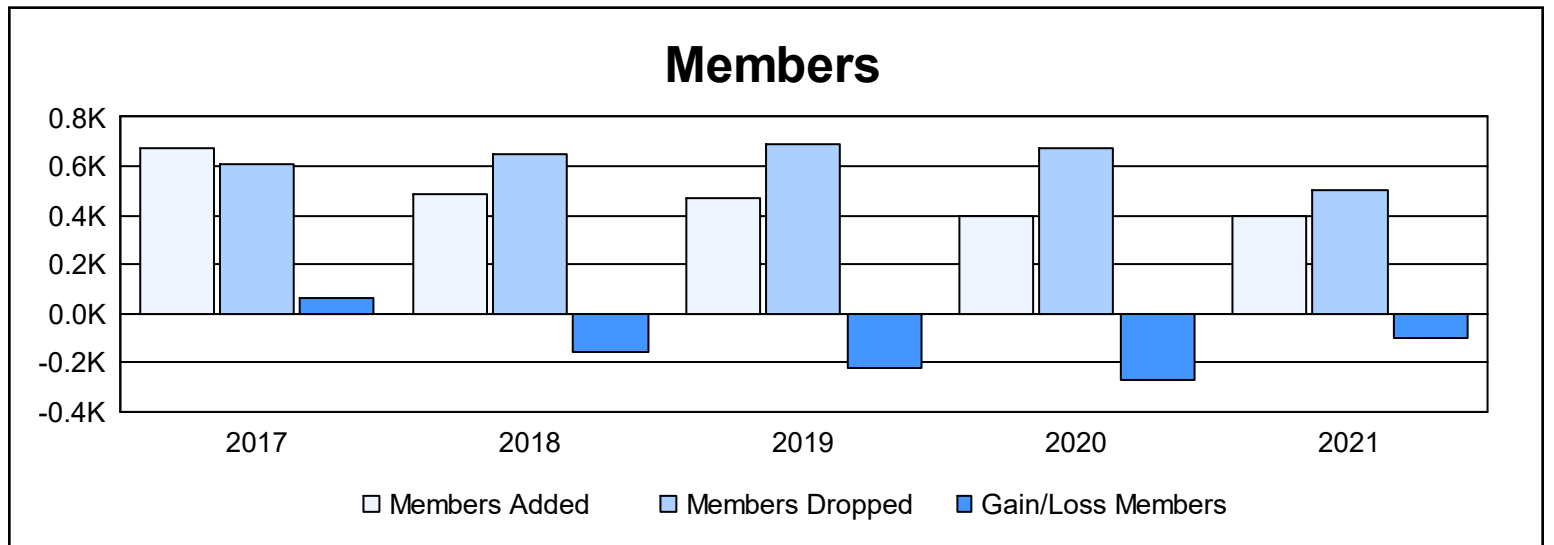
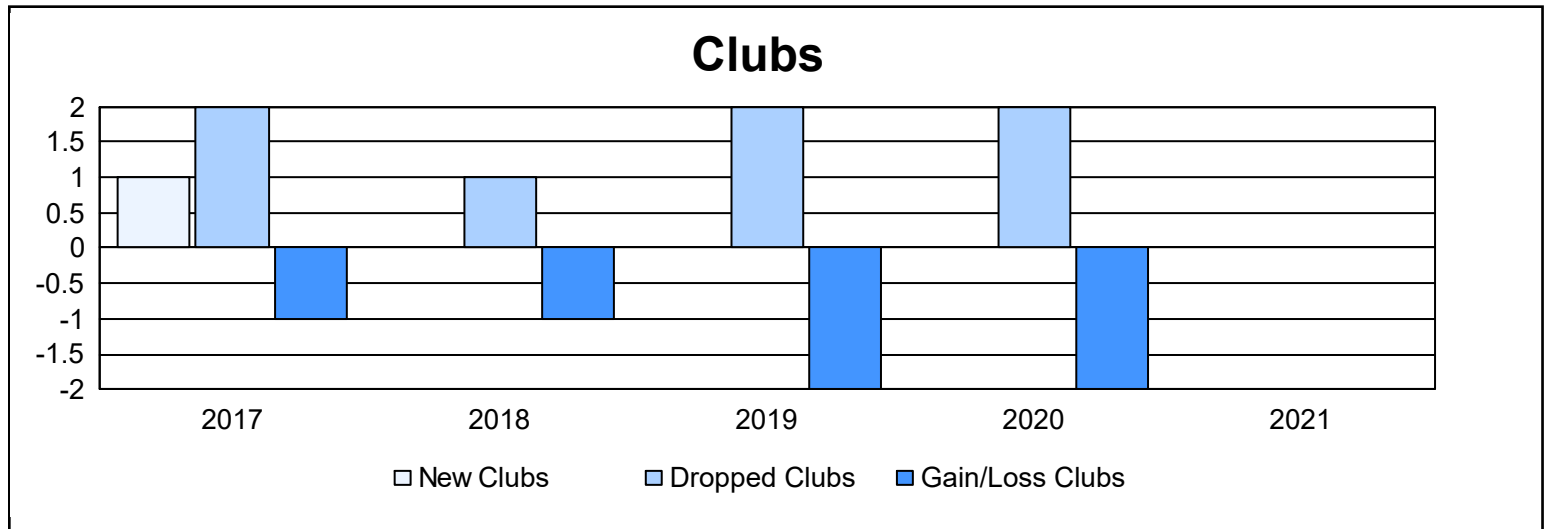
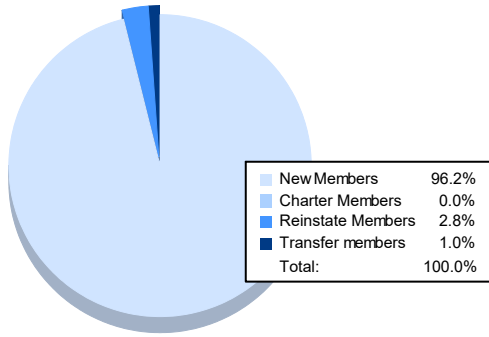


Year	New Clubs	Dropped Clubs	Gain/Loss Clubs	New Members	Charter Members	Reinstate Members	Transfer Members	Total Member Added	Total Members Dropped	Gain/Loss Members
2016-2017	1	2	-1	605	43	18	7	673	607	66
2017-2018	0	1	-1	475	0	8	4	487	645	-158
2018-2019	0	2	-2	436	0	10	24	470	690	-220
2019-2020	0	2	-2	372	1	10	16	399	674	-275
2020-2021	0	0	0	380	0	11	4	395	499	-104
<b>Average</b>	<b>0</b>	<b>1</b>	<b>-1</b>	<b>454</b>	<b>9</b>	<b>11</b>	<b>11</b>	<b>485</b>	<b>623</b>	<b>-138</b>



### Membership Composition June 2021 Cumulative



### Gender Composition June 2021 Cumulative

